

Scaled data based on original data using
LM-79-08 Approved Method: Electrical and Photometric Measurements of Solid-
State Lighting Products

Test Report Prepared for
Cooper Lighting Solutions
(formerly Eaton)

Brand: INVUE

Report Number: P140006

Luminaire Tested: **ENT-F01-LED-E1-SLL-7050**

Issue Date: 03/03/2020

Test Information

Test Method: LM-79-08
Report Number: P140006
REPORT IS SCALED FROM IESNA LM-79-08 TEST DATA (P33647)
Test Lab: INNOVATION CENTER-P3
Issue Date: 03/03/2020
Manufacturer: COOPER LIGHTING SOLUTIONS (FORMERLY EATON)
Product Line: INVUE
Catalog Number: ENT-F01-LED-E1-SLL-7050
Description: ENTRI LED LUMINAIRE
(1) LIGHTBARS WITH AccuLED OPTICS - 90° SPILL LIGHT ELIMINATOR LEFT
Light Source: (7) 5000K CCT, 70 CRI LEDs
Ballast/Driver: -

Summary

Lumens per Lamp: N/A
Luminaire Lumens: 2062.3 lumens
Efficiency: N/A
Efficacy: 79.6 lumens/watt
Luminous Opening: Rectangular (W 1' x L: 0.17' x H: 0')
IES Classification: Type IV - Short - Non-Cutoff
BUG Rating: B1 - U0 - G1

Input Watts (W): 25.9
Input Voltage (V): NR
Input Current (Ain): NR
Voltage Rise (V): NR
Power Factor: NR
Total Harmonic Distortion (THDi): NR
Frequency (hertz): 60
Stabilization Time: NR
Operation Time: NR
Ambient Temperature (°C): NR
Test Distance: 25 FT

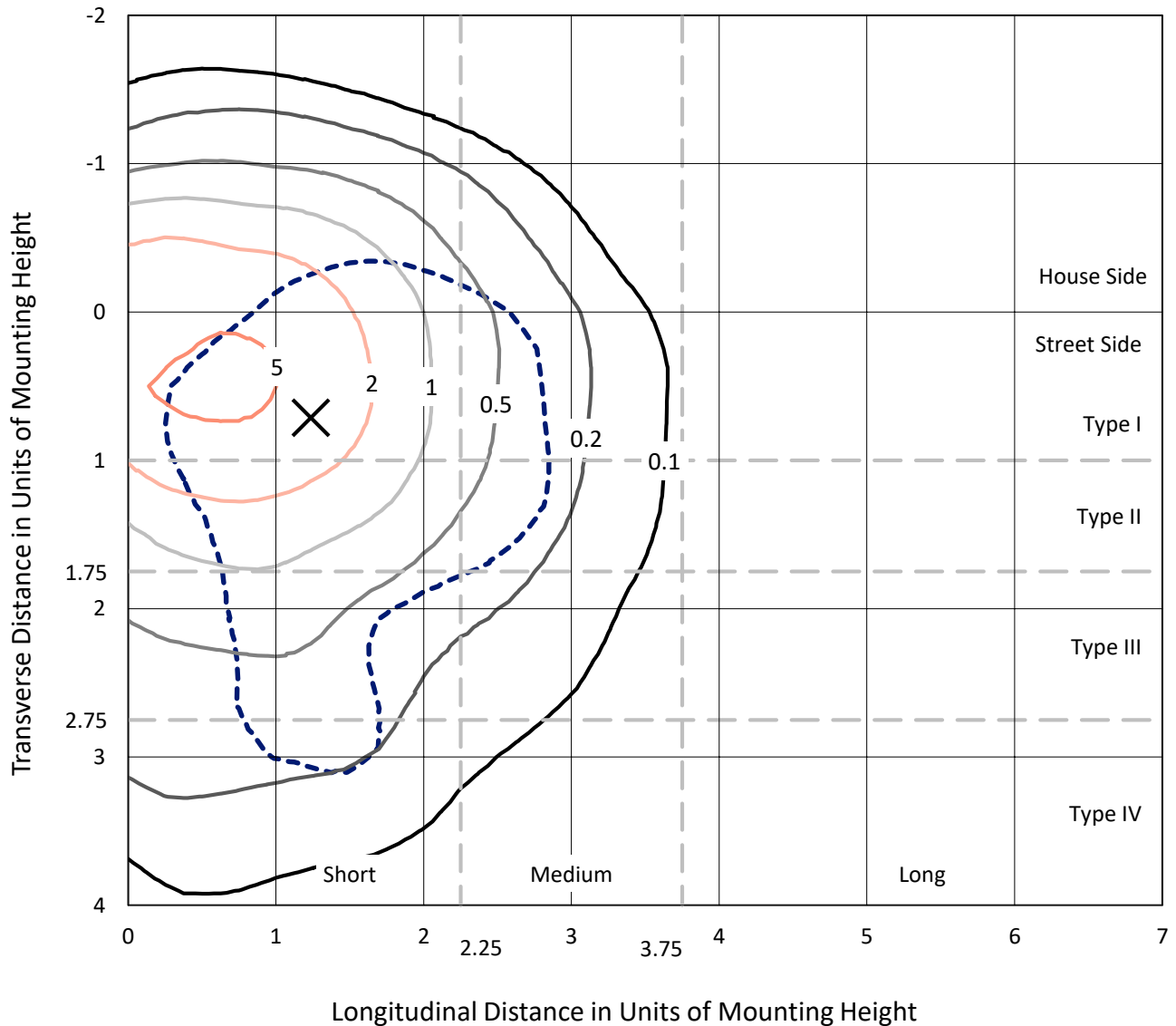


REPORT NUMBER: P140006

CATALOG NUMBER: ENT-F01-LED-E1-SLL-7050

Iso-Footcandle Lines of Horizontal Illumination

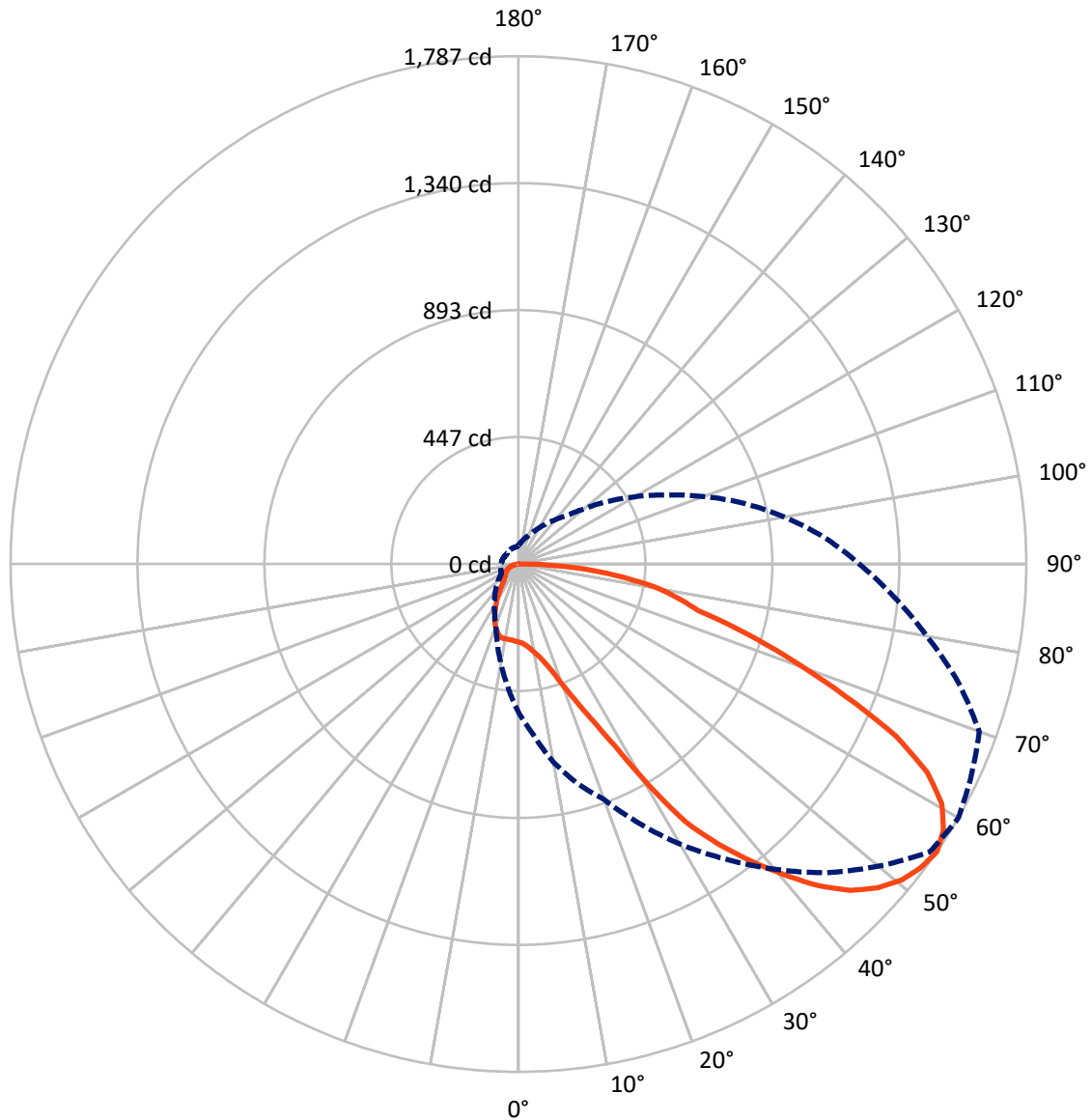
✕ Max cd
 - - - 1/2 Max cd



Based on 10 foot mounting height. Maximum calculated value = 6.7 fc
 Type IV - Short - Non-Cutoff

REPORT NUMBER: P140006
CATALOG NUMBER: ENT-F01-LED-E1-SLL-7050

Luminous Intensity Polar Plot



— Vertical Plane Through 60-Deg Lateral - - - Horizontal Cone Through 55-Deg Vertical

REPORT NUMBER: P140006

CATALOG NUMBER: ENT-F01-LED-E1-SLL-7050

FLUX DISTRIBUTION:

		Downward	Upward	Total
House Side	Lumens	515.5	0.0	515.5
	% Fixture	25.0	0.0	25.0
Street Side	Lumens	1546.8	0.0	1546.8
	% Fixture	75.0	0.0	75.0
Total	Lumens	2062.3	0.0	2062.3
	% Fixture	100.0	0.0	100.0

Coefficient of Utilization

ZONAL LUMENS:

Zone	Lumens	% Fixture
0°-10°	27.1	1.3
10°-20°	89.0	4.3
20°-30°	172.7	8.4
30°-40°	271.4	13.2
40°-50°	362.8	17.6
50°-60°	425.7	20.6
60°-70°	403.8	19.6
70°-80°	243.8	11.8
80°-90°	66.0	3.2
90°-100°	0.0	0.0
100°-110°	0.0	0.0
110°-120°	0.0	0.0
120°-130°	0.0	0.0
130°-140°	0.0	0.0
140°-150°	0.0	0.0
150°-160°	0.0	0.0
160°-170°	0.0	0.0
170°-180°	0.0	0.0
0°-90°	2062.3	100.0
0°-180°	2062.3	100.0



REPORT NUMBER: P140006

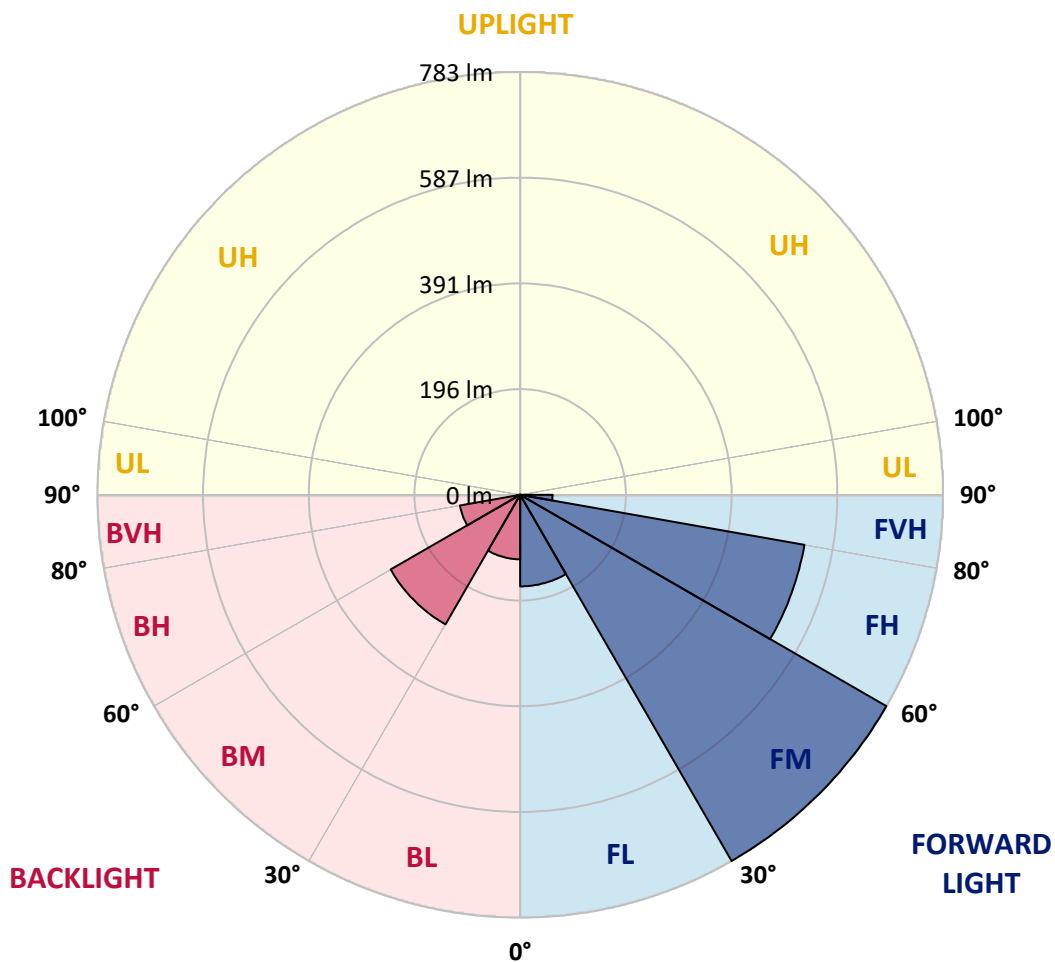
CATALOG NUMBER: ENT-F01-LED-E1-SLL-7050

LUMINAIRE CLASSIFICATION SYSTEM LUMEN TABLE AND BUG RATING:

Zone		Lumens	% Fixture	Zone Rating/Lumen Limit		
				B	U	G
FL	(0°-30°)	169.5	8.2			
FM	(30°-60°)	782.9	38.0			
FH	(60°-80°)	534.4	25.9			G0/660
FVH	(80°-90°)	60.0	2.9			G1/100
BL	(0°-30°)	119.3	5.8	B1/500		
BM	(30°-60°)	277.0	13.4	B1/1000		
BH	(60°-80°)	113.2	5.5	B1/500		G1/500
BVH	(80°-90°)	6.0	0.3			G0/10
UL	(90°-100°)	0.0	0.0		U0/0	
UH	(100°-180°)	0.0	0.0		U0/0	

BUG Rating: B1-U0-G1

Type IV Short





REPORT NUMBER: P140006

CATALOG NUMBER: ENT-F01-LED-E1-SLL-7050

CANDELA DISTRIBUTION (FULL):

	0°	5°	10°	15°	20°	25°	30°	35°	40°	45°	50°
0°	274.9	274.9	274.9	274.9	274.9	274.9	274.9	274.9	274.9	274.9	274.9
2.5°	280.8	280.4	280.8	280.4	280.4	280.4	280.8	280.4	279.1	279.1	279.5
5°	287.6	287.6	287.6	288.0	288.0	288.4	289.3	288.4	288.0	290.1	288.4
7.5°	295.6	295.6	296.9	297.3	298.6	298.6	300.3	299.9	301.6	302.8	301.6
10°	307.9	306.6	309.6	309.6	313.0	313.4	315.1	315.5	318.5	321.0	318.9
12.5°	325.7	326.5	331.6	332.5	336.7	336.7	336.7	338.4	340.5	342.2	340.1
15°	357.5	359.2	365.9	366.4	373.6	370.6	374.0	374.4	374.0	375.3	372.3
17.5°	398.5	403.2	412.9	415.1	418.5	424.4	424.4	423.5	425.7	426.9	418.9
20°	449.0	457.0	468.0	472.2	481.6	491.7	491.3	489.6	490.0	486.6	477.8
22.5°	505.7	523.9	542.1	548.9	555.7	568.4	576.4	573.9	576.0	568.4	560.3
25°	570.5	600.2	627.7	637.8	662.4	684.9	688.2	686.6	677.2	670.0	662.0
27.5°	610.3	649.3	687.0	712.8	754.7	790.7	797.9	809.8	812.8	818.7	799.2
30°	618.8	667.5	714.5	753.9	804.3	847.1	894.5	929.7	953.4	972.0	959.3
32.5°	624.7	679.8	731.9	781.4	822.9	885.2	944.9	997.0	1066.5	1091.9	1116.0
35°	626.4	689.5	748.4	804.3	858.1	919.9	983.9	1041.1	1135.1	1210.5	1262.1
37.5°	623.9	696.7	765.8	833.9	897.9	966.1	1033.4	1089.3	1180.8	1278.2	1347.7
40°	613.7	694.2	773.0	849.6	927.1	1011.4	1088.5	1149.1	1234.6	1349.8	1442.1
42.5°	600.6	683.6	770.4	854.7	941.9	1041.1	1134.2	1207.9	1302.4	1418.9	1523.9
45°	584.1	670.5	760.3	849.2	943.2	1053.3	1159.6	1254.1	1354.5	1484.1	1585.3
47.5°	563.7	651.8	746.7	836.9	934.7	1053.8	1171.5	1279.5	1389.6	1529.0	1638.2
50°	544.7	632.3	731.4	820.4	918.7	1043.2	1170.2	1290.9	1411.2	1555.2	1670.0
52.5°	529.8	615.8	718.3	807.3	900.0	1025.8	1157.5	1285.4	1414.6	1558.6	1675.9
55°	520.5	602.3	707.3	798.4	881.4	1007.2	1138.0	1266.4	1401.9	1536.2	1653.9
57.5°	521.8	599.7	701.0	796.7	867.8	991.1	1116.0	1239.3	1362.5	1490.4	1612.0
60°	534.9	605.2	697.6	784.8	876.3	992.8	1106.3	1209.2	1307.9	1425.6	1539.1
62.5°	568.0	628.5	703.1	792.9	893.7	1008.9	1099.9	1162.6	1221.5	1339.2	1454.9
65°	630.6	683.2	742.9	821.7	920.3	1031.3	1074.1	1086.8	1124.5	1236.7	1351.5
67.5°	692.1	754.3	788.2	838.6	930.9	1037.7	1043.2	988.5	987.7	1097.0	1180.0
70°	751.4	841.6	855.1	883.1	946.2	1030.9	1011.0	905.5	857.7	872.5	920.8
72.5°	712.4	847.5	857.2	865.7	903.4	982.2	959.3	817.0	709.8	690.8	745.4
75°	543.8	715.4	738.2	723.4	744.2	804.3	800.1	688.7	652.2	665.0	686.1
77.5°	391.3	551.4	601.0	552.7	547.2	586.2	575.2	584.5	653.5	672.2	667.1
80°	227.0	350.3	421.0	374.8	358.3	382.9	426.1	491.3	566.7	606.9	614.6
82.5°	141.9	206.7	281.2	263.4	241.0	284.2	351.1	396.9	434.1	471.0	473.1
85°	61.4	88.5	137.2	144.0	178.3	216.9	270.2	283.3	324.0	352.4	327.8
87.5°	2.1	2.1	33.0	49.1	87.2	156.7	212.2	189.7	192.3	168.6	157.1
90°	0.0	0.0	0.0	0.0	0.0	0.0	0.0	0.0	0.0	0.0	0.0



REPORT NUMBER: P140006

CATALOG NUMBER: ENT-F01-LED-E1-SLL-7050

CANDELA DISTRIBUTION (continued):

	55°	60°	65°	70°	75°	80°	85°	90°	95°	100°	105°
0°	274.9	274.9	274.9	274.9	274.9	274.9	274.9	274.9	274.9	274.9	274.9
2.5°	279.5	278.7	279.1	277.8	277.8	278.3	278.3	277.0	277.0	277.0	276.6
5°	289.3	288.4	288.0	287.2	285.9	286.7	285.5	284.6	283.3	282.9	281.7
7.5°	302.0	300.7	300.3	298.2	296.5	295.6	294.8	291.8	290.5	289.7	288.0
10°	316.8	316.8	316.0	311.7	310.5	307.5	304.5	301.1	298.6	294.8	292.7
12.5°	335.9	337.1	334.2	330.4	327.4	321.5	316.0	311.3	306.2	300.7	297.3
15°	364.2	365.1	359.2	355.8	351.1	344.3	335.9	328.2	320.6	313.0	306.6
17.5°	406.2	404.9	396.4	393.0	385.0	373.6	362.1	352.0	340.5	329.9	321.9
20°	466.7	461.7	439.6	438.4	428.2	412.1	395.6	380.8	365.5	352.0	338.4
22.5°	540.4	529.0	512.9	494.7	475.2	457.4	437.9	417.2	398.1	381.2	366.4
25°	636.6	611.2	596.3	571.8	554.8	523.5	496.4	479.9	454.0	434.5	415.5
27.5°	764.9	724.7	703.1	676.4	638.7	616.7	579.8	548.1	520.5	488.3	467.2
30°	931.4	901.7	847.5	810.2	758.1	704.8	659.4	617.9	581.9	543.4	512.1
32.5°	1102.5	1083.8	1020.3	950.8	871.6	793.3	726.8	675.5	628.5	585.3	549.3
35°	1247.7	1209.2	1146.9	1074.1	972.4	881.8	797.5	732.3	673.8	620.1	574.7
37.5°	1341.3	1324.4	1261.3	1178.7	1067.3	969.5	882.2	805.1	732.3	662.0	603.5
40°	1445.5	1435.8	1382.9	1281.6	1178.7	1058.8	959.3	878.0	799.6	715.8	639.1
42.5°	1538.7	1547.6	1493.4	1404.5	1285.4	1150.3	1044.4	954.2	864.9	779.3	690.8
45°	1622.1	1638.2	1598.4	1515.8	1385.4	1237.6	1127.0	1028.8	931.4	837.8	739.1
47.5°	1684.8	1702.2	1668.7	1603.9	1468.0	1310.4	1199.5	1089.3	987.3	879.7	775.1
50°	1737.4	1747.5	1722.1	1665.4	1534.9	1381.2	1257.5	1141.9	1028.8	912.7	798.4
52.5°	1767.8	1773.8	1748.8	1707.7	1585.7	1433.7	1302.8	1178.3	1058.0	935.6	813.6
55°	1766.2	1786.9	1758.5	1725.5	1601.4	1458.7	1326.5	1199.0	1079.6	950.4	822.5
57.5°	1733.1	1763.6	1750.5	1709.4	1588.3	1457.0	1329.9	1210.9	1093.6	955.5	818.3
60°	1669.6	1711.5	1720.8	1662.4	1535.7	1410.4	1297.7	1197.3	1080.4	933.1	792.4
62.5°	1579.8	1613.7	1637.8	1558.2	1432.8	1313.8	1225.7	1146.5	1027.5	866.6	739.1
65°	1444.3	1459.9	1466.7	1393.0	1270.2	1191.0	1133.4	1065.2	933.1	772.1	656.5
67.5°	1242.7	1240.5	1247.3	1213.0	1122.4	1080.9	1042.8	968.6	814.5	664.1	548.9
70°	988.1	1032.2	1069.4	1033.0	976.7	935.2	903.4	815.7	650.6	512.9	417.2
72.5°	804.3	840.3	860.6	828.9	774.2	744.6	702.6	615.4	457.8	364.7	286.3
75°	679.4	653.1	665.4	645.5	595.1	552.3	528.2	432.0	300.3	241.4	178.3
77.5°	613.7	571.8	545.1	502.3	444.7	396.0	371.4	268.5	189.3	142.3	102.9
80°	542.6	484.5	415.1	346.0	296.5	266.4	249.5	153.3	104.2	82.6	59.3
82.5°	412.5	357.9	290.5	240.6	197.8	172.4	152.9	87.7	58.9	43.6	33.9
85°	264.3	243.5	222.4	197.8	165.6	133.0	102.5	64.0	43.2	25.0	18.6
87.5°	127.5	105.9	105.0	97.0	92.3	72.8	43.2	14.8	9.3	8.0	5.1
90°	0.0	0.0	0.0	0.0	0.0	0.0	0.0	0.0	0.0	0.0	0.0



REPORT NUMBER: P140006

CATALOG NUMBER: ENT-F01-LED-E1-SLL-7050

CANDELA DISTRIBUTION (continued):

	110°	115°	120°	125°	130°	135°	140°	145°	150°	155°	160°
0°	274.9	274.9	274.9	274.9	274.9	274.9	274.9	274.9	274.9	274.9	274.9
2.5°	275.7	275.3	274.5	274.5	274.0	273.6	273.2	273.2	273.6	272.8	272.3
5°	280.4	280.0	278.7	278.3	277.8	277.0	277.0	276.6	276.6	275.7	275.3
7.5°	285.9	285.0	284.2	283.8	282.5	282.5	282.5	283.3	283.3	283.3	283.8
10°	291.4	289.3	288.4	288.4	288.0	288.4	289.7	290.5	291.8	292.7	293.5
12.5°	294.4	292.2	291.4	290.5	291.8	291.8	293.9	296.5	298.6	300.7	301.6
15°	302.0	298.2	296.5	294.4	294.4	294.4	296.5	298.6	301.1	303.7	304.1
17.5°	315.1	308.3	304.9	300.3	299.0	297.3	297.3	298.2	299.9	302.0	302.0
20°	328.2	321.5	316.0	310.9	307.5	302.8	299.4	296.5	295.2	296.1	296.1
22.5°	352.0	343.9	337.1	328.7	321.0	315.1	306.6	299.4	293.9	292.2	291.0
25°	394.7	383.3	371.9	359.2	350.7	339.7	327.8	316.0	304.9	297.3	290.5
27.5°	442.2	426.5	410.0	390.1	376.5	360.0	344.3	327.4	313.8	302.4	290.1
30°	487.5	458.3	434.5	409.6	387.5	365.1	345.6	325.7	310.9	297.3	282.5
32.5°	509.9	475.2	443.0	411.7	385.0	359.2	338.0	315.5	299.9	284.6	266.8
35°	525.6	484.1	445.6	409.1	379.1	350.7	326.5	303.3	284.6	267.3	246.9
37.5°	545.1	493.0	447.7	407.0	371.9	339.7	312.6	286.3	265.1	246.5	225.3
40°	570.5	506.6	450.2	401.1	360.9	324.4	296.5	268.1	245.7	225.7	206.3
42.5°	605.7	525.2	453.2	393.9	348.6	310.5	281.7	254.1	230.4	209.2	189.7
45°	640.4	546.8	460.8	391.8	340.5	301.6	271.1	241.8	216.9	194.4	172.0
47.5°	666.2	562.9	468.9	393.0	335.9	292.2	259.6	227.0	199.1	174.5	151.6
50°	682.7	573.0	476.1	396.4	331.6	280.0	241.4	208.4	179.6	155.4	132.6
52.5°	691.2	576.0	478.6	395.2	320.6	260.5	221.9	190.2	162.6	138.9	118.6
55°	693.8	573.0	473.1	383.3	301.6	241.0	204.1	174.1	147.4	124.9	106.7
57.5°	684.9	560.3	453.6	359.2	276.1	222.4	185.1	155.9	130.4	110.5	94.0
60°	656.1	531.1	419.3	321.5	247.8	197.4	160.1	131.3	110.5	93.2	81.7
62.5°	603.5	481.6	372.7	274.5	208.8	163.1	127.9	102.9	86.0	73.7	67.8
65°	537.9	413.8	302.8	218.1	159.7	121.6	91.9	75.4	63.5	56.3	53.4
67.5°	439.6	323.6	226.6	155.4	110.1	82.6	62.3	53.4	48.3	46.2	45.3
70°	316.4	224.5	149.9	100.8	71.6	56.3	45.3	41.5	39.4	39.4	39.8
72.5°	208.4	138.5	91.5	64.4	50.8	42.4	36.8	35.2	35.2	36.0	36.4
75°	122.0	80.5	56.3	47.0	40.2	35.6	32.6	31.3	31.3	31.8	31.8
77.5°	72.0	49.6	40.2	35.6	32.6	30.5	28.8	27.1	26.7	26.7	28.0
80°	44.5	35.2	31.3	28.4	26.3	24.6	22.9	22.9	22.9	22.4	23.3
82.5°	28.8	25.0	24.6	23.7	21.2	19.5	17.8	17.8	18.6	17.8	18.2
85°	17.4	16.5	16.1	16.1	15.2	14.4	13.1	13.1	14.4	14.0	12.3
87.5°	4.7	4.2	5.5	5.1	5.9	5.9	5.9	6.8	8.9	11.4	8.5
90°	0.0	0.0	0.0	0.0	0.0	0.0	0.0	0.0	0.0	0.0	0.0

REPORT NUMBER: P140006

CATALOG NUMBER: ENT-F01-LED-E1-SLL-7050

CANDELA DISTRIBUTION (continued):

	165°	170°	175°	180°	185°	190°	195°	200°	205°	210°	215°
0°	274.9	274.9	274.9	274.9	274.9	274.9	274.9	274.9	274.9	274.9	274.9
2.5°	271.9	272.3	271.5	271.1	271.5	271.9	270.6	270.2	269.8	269.4	269.8
5°	274.9	274.9	273.6	272.8	272.8	272.3	271.1	270.6	268.9	268.5	269.8
7.5°	283.3	282.9	281.7	280.4	280.0	280.0	277.0	275.7	274.9	272.3	272.8
10°	293.1	293.1	293.5	291.8	289.7	289.3	285.9	283.8	282.5	280.4	279.5
12.5°	300.7	299.4	299.0	296.5	294.4	293.5	290.5	288.9	287.2	285.0	284.6
15°	303.3	300.7	299.0	296.1	293.5	291.8	289.3	287.6	285.5	284.2	283.3
17.5°	300.7	298.2	295.6	292.2	288.9	286.7	283.8	281.2	280.4	278.7	276.1
20°	295.2	292.2	289.3	285.0	281.2	278.3	274.9	272.8	270.2	267.7	262.6
22.5°	288.4	285.0	282.1	276.6	272.8	269.4	265.6	262.2	259.2	254.1	246.5
25°	283.8	276.6	271.5	263.9	259.6	255.4	253.7	250.3	246.1	237.2	227.9
27.5°	277.0	263.9	254.5	246.9	241.0	235.9	232.9	229.1	224.9	216.4	206.7
30°	265.6	250.3	241.4	233.4	226.6	221.1	215.6	208.4	202.9	193.1	186.4
32.5°	248.2	235.5	227.4	219.8	210.9	203.7	196.9	188.5	180.4	170.7	164.8
35°	228.7	217.3	207.1	199.1	189.7	182.5	175.3	165.6	158.0	149.1	143.6
37.5°	208.4	196.1	184.2	174.9	166.5	158.4	152.1	142.7	134.7	126.2	123.2
40°	190.2	176.2	163.5	154.2	144.8	136.8	130.0	120.3	113.5	107.6	104.2
42.5°	172.4	157.6	145.7	136.0	126.6	118.2	109.3	101.6	95.7	93.2	88.5
45°	152.5	137.2	125.8	115.2	107.6	98.7	91.9	86.8	83.0	80.9	77.9
47.5°	132.1	119.4	107.6	97.8	88.5	80.9	76.7	74.1	72.8	71.2	69.9
50°	115.6	104.6	92.8	83.4	75.0	69.5	67.3	66.1	65.2	64.4	64.0
52.5°	104.2	92.3	81.7	72.8	66.5	63.5	62.7	61.8	61.0	60.6	60.1
55°	95.3	83.4	73.7	66.1	61.4	60.6	60.1	59.3	58.4	58.4	57.6
57.5°	84.7	74.5	66.1	60.6	58.0	57.6	57.2	56.8	56.3	56.3	55.9
60°	73.7	66.1	60.6	56.8	55.9	55.1	54.2	53.4	52.9	53.8	54.2
62.5°	62.7	58.0	54.6	53.4	52.5	51.2	50.4	49.6	49.6	50.4	51.7
65°	52.1	50.4	49.6	48.7	48.3	47.9	47.0	46.2	46.2	46.2	47.0
67.5°	44.9	44.0	44.0	43.6	43.2	43.2	42.4	41.5	41.5	41.5	41.5
70°	39.4	39.8	39.8	39.8	39.4	39.0	38.5	37.7	37.3	36.4	35.6
72.5°	36.4	36.0	35.6	35.2	34.7	34.3	33.9	33.5	32.6	31.8	30.9
75°	32.6	31.8	30.5	30.1	29.6	28.8	28.8	28.4	27.5	26.3	25.4
77.5°	28.4	27.5	26.3	25.4	25.4	25.0	24.1	23.7	22.4	21.2	20.3
80°	22.9	21.6	20.3	19.9	19.5	19.1	18.6	18.2	17.8	16.5	16.1
82.5°	16.9	15.7	14.4	14.0	13.6	12.7	12.3	12.3	12.3	11.0	10.2
85°	11.0	9.3	8.0	6.8	6.8	6.4	5.5	4.7	3.8	2.5	1.7
87.5°	5.5	3.0	1.7	0.4	0.4	0.4	0.0	0.0	0.0	0.0	0.0
90°	0.0	0.0	0.0	0.0	0.0	0.0	0.0	0.0	0.0	0.0	0.0



REPORT NUMBER: P140006

CATALOG NUMBER: ENT-F01-LED-E1-SLL-7050

CANDELA DISTRIBUTION (continued):

	220°	225°	230°	235°	240°	245°	250°	255°	260°	265°	270°
0°	274.9	274.9	274.9	274.9	274.9	274.9	274.9	274.9	274.9	274.9	274.9
2.5°	269.8	269.4	269.8	270.2	271.9	272.8	273.2	273.2	273.6	274.5	274.9
5°	269.8	267.3	267.3	268.1	268.9	270.2	270.6	270.6	271.1	272.3	273.6
7.5°	271.1	268.9	267.7	267.3	267.7	268.5	268.5	268.5	268.9	270.2	271.5
10°	276.6	273.2	271.1	268.5	266.8	266.4	266.0	266.0	266.8	268.5	269.8
12.5°	281.2	277.4	274.0	270.6	267.3	265.1	263.4	262.6	263.0	264.7	267.3
15°	280.8	275.3	271.5	266.4	262.6	259.6	257.1	256.2	256.7	257.9	260.9
17.5°	271.9	265.6	260.5	255.0	250.7	248.6	247.3	246.9	247.8	250.3	252.9
20°	257.1	248.6	244.8	241.8	238.0	236.8	234.2	234.2	233.8	233.8	235.1
22.5°	238.0	230.0	227.4	225.7	221.9	219.0	216.0	215.6	212.6	213.0	212.6
25°	219.4	210.1	207.5	205.4	200.8	196.5	193.1	191.0	187.6	187.2	185.9
27.5°	198.6	190.6	187.6	184.2	178.7	174.5	170.3	167.3	164.3	161.4	160.5
30°	177.5	170.3	167.3	164.3	158.0	154.2	148.2	144.0	141.5	137.2	135.1
32.5°	157.1	150.4	147.4	144.0	136.8	129.6	125.4	120.3	116.5	111.0	108.4
35°	136.8	130.0	125.4	123.2	116.0	108.4	104.6	97.8	93.2	88.5	87.7
37.5°	117.3	111.0	107.6	102.9	97.4	91.5	85.1	81.3	79.2	78.4	77.9
40°	99.1	94.4	91.1	88.1	83.0	78.8	75.8	75.0	75.0	75.0	75.4
42.5°	86.0	81.7	80.0	76.2	73.7	72.4	72.4	72.8	73.3	74.1	75.0
45°	75.4	72.0	70.7	69.5	69.5	69.0	69.9	70.7	72.0	73.3	74.1
47.5°	67.8	65.2	64.4	64.8	65.6	66.1	67.8	69.0	70.3	71.2	72.0
50°	62.3	60.1	59.3	59.7	60.6	61.8	63.1	64.8	66.1	66.9	67.3
52.5°	58.9	57.2	56.3	56.3	57.6	58.9	60.6	61.8	63.1	63.5	64.4
55°	56.3	55.1	53.8	54.2	55.5	56.3	57.2	58.0	58.9	59.3	61.0
57.5°	54.6	52.9	52.1	52.5	52.9	52.1	52.9	53.8	54.6	55.5	56.3
60°	52.5	51.2	50.0	49.1	48.3	48.3	48.7	49.6	51.2	52.5	53.8
62.5°	50.4	48.7	47.4	46.2	44.9	44.5	44.9	45.7	47.4	49.1	50.0
65°	46.6	44.5	43.2	42.8	42.4	41.9	42.4	43.2	44.9	46.2	47.4
67.5°	41.1	39.4	39.0	38.5	38.1	38.5	39.0	39.8	41.5	42.8	44.0
70°	34.7	34.3	33.9	33.9	33.9	34.3	34.7	36.4	37.7	39.4	39.8
72.5°	29.2	28.8	28.4	29.2	29.2	29.2	30.1	32.2	33.9	35.6	36.4
75°	24.6	24.6	24.1	23.7	24.6	24.6	25.4	27.1	28.4	29.6	30.1
77.5°	20.3	19.9	19.5	19.5	19.9	19.9	19.9	20.8	21.6	21.6	21.6
80°	15.7	14.8	14.4	14.0	13.6	12.7	12.7	13.1	13.1	13.1	14.0
82.5°	8.9	8.5	6.8	5.5	5.5	5.1	4.7	4.7	4.7	5.5	5.9
85°	1.3	0.8	0.4	0.4	0.4	0.4	0.4	0.4	0.4	0.8	0.8
87.5°	0.0	0.0	0.0	0.4	0.4	0.4	0.8	0.8	0.8	1.3	1.3
90°	0.0	0.0	0.0	0.0	0.0	0.0	0.0	0.0	0.0	0.0	0.0



REPORT NUMBER: P140006
 CATALOG NUMBER: ENT-F01-LED-E1-SLL-7050

REPORT N
 CATALOG

CANDELA DISTRIBUTION (continued):

CANDELA

	275°	280°	285°	290°	295°	300°	305°	310°	315°	320°	325°	
0°	274.9	274.9	274.9	274.9	274.9	274.9	274.9	274.9	274.9	274.9	274.9	0°
2.5°	274.5	275.3	275.3	276.1	276.1	276.6	277.4	277.4	278.3	278.3	279.1	2.5°
5°	273.6	274.5	274.9	276.1	277.0	277.8	279.1	279.5	281.2	282.1	282.9	5°
7.5°	272.3	274.0	274.9	276.6	278.3	279.5	281.2	282.5	284.6	285.9	287.2	7.5°
10°	271.1	273.6	275.3	278.3	280.4	282.5	285.5	286.7	288.4	291.4	293.5	10°
12.5°	269.8	272.3	275.3	278.3	283.3	286.3	290.1	293.5	295.6	299.9	303.3	12.5°
15°	263.4	266.0	270.2	274.5	279.1	285.5	290.1	296.5	302.0	309.2	315.1	15°
17.5°	254.1	256.7	260.1	263.9	268.9	274.9	282.9	291.0	299.4	311.7	323.6	17.5°
20°	236.3	237.2	240.6	244.8	250.3	257.1	266.4	276.6	288.9	304.9	321.9	20°
22.5°	211.3	210.9	212.6	217.3	223.2	229.1	239.3	250.7	264.7	284.6	309.2	22.5°
25°	183.0	184.7	183.4	188.9	194.4	202.5	212.2	224.5	240.1	263.9	290.1	25°
27.5°	156.7	158.0	159.7	162.2	166.9	175.3	185.9	199.5	217.7	243.1	273.2	27.5°
30°	131.7	131.3	132.6	134.7	138.5	148.2	158.0	174.9	193.1	219.8	253.3	30°
32.5°	105.9	105.5	105.9	108.0	113.1	120.3	132.1	147.4	168.6	194.8	230.4	32.5°
35°	86.8	85.6	86.8	89.8	92.8	98.7	110.1	124.9	144.0	169.8	200.8	35°
37.5°	78.4	78.4	79.6	81.7	84.7	89.4	97.4	108.0	124.9	149.9	176.2	37.5°
40°	75.8	76.2	77.1	78.8	81.7	86.0	91.9	101.2	114.4	133.4	155.9	40°
42.5°	75.4	75.4	75.4	76.2	78.8	83.0	89.8	98.3	109.3	122.8	141.9	42.5°
45°	74.5	74.1	74.1	74.1	76.2	80.9	88.1	97.4	107.6	119.4	134.3	45°
47.5°	72.4	72.0	72.0	72.0	73.7	77.9	85.1	95.7	106.7	119.4	134.3	47.5°
50°	67.8	68.2	68.2	68.6	69.9	74.1	81.7	92.8	105.0	119.0	136.0	50°
52.5°	64.8	65.6	66.1	66.9	67.8	71.6	79.6	91.9	105.0	120.3	138.5	52.5°
55°	61.8	63.5	64.8	65.6	66.5	69.9	79.2	93.2	108.4	126.2	146.1	55°
57.5°	57.2	58.9	60.1	62.3	64.4	68.2	77.9	93.6	112.7	134.7	159.7	57.5°
60°	54.6	55.5	55.9	57.2	58.4	63.1	73.7	90.6	111.4	138.5	171.5	60°
62.5°	51.2	52.1	52.9	53.4	53.8	56.8	65.6	83.4	105.0	134.3	173.7	62.5°
65°	48.3	49.1	50.4	50.8	51.7	53.4	59.3	73.7	94.9	126.2	167.3	65°
67.5°	44.9	46.2	47.0	47.4	48.7	49.6	53.8	65.2	81.3	111.8	151.6	67.5°
70°	41.1	42.8	43.2	44.0	44.9	45.3	48.7	55.9	67.8	88.9	126.6	70°
72.5°	37.3	38.1	38.5	39.4	40.2	41.1	43.2	48.3	55.9	68.2	91.9	72.5°
75°	31.3	32.6	33.5	33.9	34.7	35.2	36.0	39.4	44.0	52.5	65.2	75°
77.5°	23.3	24.6	25.8	27.1	28.0	28.0	28.8	30.5	33.0	39.0	46.6	77.5°
80°	14.8	16.1	16.9	17.8	18.2	19.5	20.3	23.3	24.1	28.4	33.0	80°
82.5°	6.8	8.0	8.5	9.3	10.6	11.4	11.9	12.7	14.8	16.9	20.3	82.5°
85°	1.3	1.3	1.3	1.7	1.7	2.5	2.5	3.4	4.2	4.7	5.5	85°
87.5°	1.3	1.7	1.7	1.7	2.1	2.1	2.1	2.1	2.5	2.5	2.5	87.5°
90°	0.0	0.0	0.0	0.0	0.0	0.0	0.0	0.0	0.0	0.0	0.0	90°



NUMBER: P140006

NUMBER: ENT-F01-LED-E1-SLL-7050

DISTRIBUTION (continued):

330°	335°	340°	345°	350°	355°	360°
274.9	274.9	274.9	274.9	274.9	274.9	274.9
279.5	279.1	280.0	280.8	280.4	282.9	280.8
284.2	283.8	285.0	285.9	286.3	288.0	287.6
288.9	289.3	291.4	291.8	293.1	295.2	295.6
294.4	296.5	299.0	299.9	302.0	304.5	307.9
305.4	308.3	311.7	314.3	318.5	323.6	325.7
320.6	327.8	333.3	338.4	344.8	350.7	357.5
334.2	348.1	360.0	370.6	380.8	390.1	398.5
340.5	362.5	381.2	400.7	420.1	433.3	449.0
334.6	365.5	394.3	425.7	455.3	482.0	505.7
321.9	360.0	402.8	447.7	492.6	533.2	570.5
310.0	356.6	406.2	457.4	510.8	559.5	610.3
294.4	345.2	399.4	452.3	510.4	567.5	618.8
271.1	322.7	379.9	437.5	501.9	565.4	624.7
243.5	295.2	353.7	414.2	485.8	557.4	626.4
213.5	264.3	325.3	390.1	464.2	544.2	623.9
188.1	233.4	296.5	366.8	444.7	527.7	613.7
167.7	208.8	268.5	339.7	423.1	508.7	600.6
155.9	190.2	244.8	315.5	400.7	488.8	584.1
153.3	180.9	228.7	297.3	379.1	467.6	563.7
155.9	181.3	221.5	285.9	362.5	448.5	544.7
160.9	185.5	222.4	281.7	355.8	437.1	529.8
169.0	196.9	231.3	285.5	354.9	432.4	520.5
185.1	216.9	251.6	301.1	365.1	437.5	521.8
205.4	243.5	285.5	338.0	389.7	454.5	534.9
217.7	269.8	327.4	388.4	441.3	494.3	568.0
216.4	280.8	362.1	449.0	515.0	565.8	630.6
202.5	272.8	353.7	452.3	551.9	623.4	692.1
169.0	234.6	329.1	448.1	570.5	662.4	751.4
134.7	192.7	282.9	395.2	515.9	609.9	712.4
89.8	136.0	208.8	303.3	390.9	472.7	543.8
61.0	86.0	130.4	199.1	271.5	338.4	391.3
40.7	53.8	74.5	109.7	152.1	194.8	227.0
23.7	29.6	38.1	54.2	80.5	113.5	141.9
6.4	8.0	10.6	14.0	25.0	44.0	61.4
2.5	2.1	2.1	2.1	2.1	2.1	2.1
0.0	0.0	0.0	0.0	0.0	0.0	0.0

(END OF REPORT)